



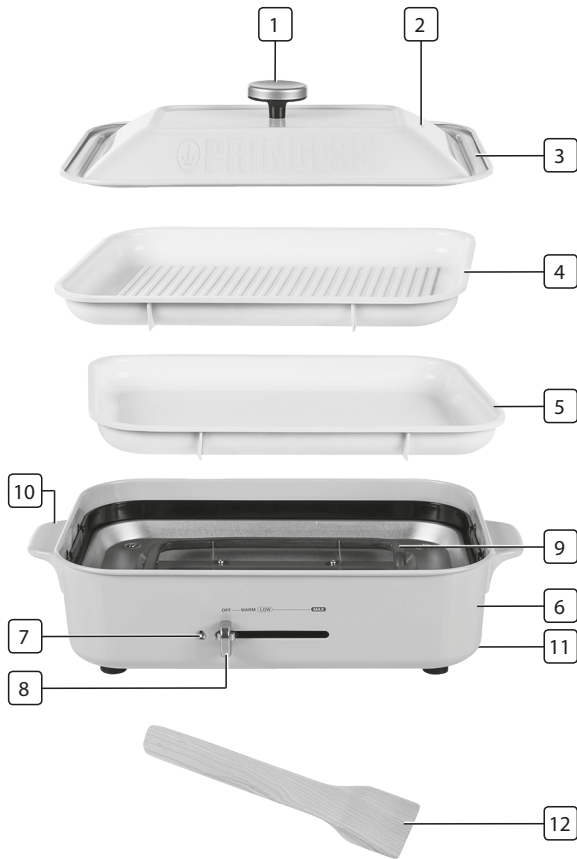
EN Instruction manual



Multi Hot Plate


01.162376.10.001 / 01.162377.10.001 / 01.162378.10.001

PARTS DESCRIPTION



EN Instruction manual

SAFETY

- By ignoring the safety instructions the manufacturer can not be hold responsible for the damage.
- If the supply cord is damaged, it must be replaced by the manufacturer, its service agent or similarly qualified persons in order to avoid a hazard.
- Never move the appliance by pulling the cord and make sure the cord can not become entangled.
- The appliance must be placed on a stable, level surface.
- The user must not leave the device unattended while it is connected to the supply.
- This appliance is only to be used for household purposes and only for the purpose it is made for.
- This appliance shall not be used by children aged less than 8 years. This appliance can be used by children aged from 8 years and above and persons with reduced physical, sensory or mental capabilities or lack of experience and knowledge if they have been given supervision or instruction concerning use of the appliance in a safe way and understand the hazards involved. Children shall not play with the appliance. Keep the appliance and its cord out of reach of children aged less than 8 years. Cleaning and user maintenance shall not be made by children unless older than 8 and supervised.
- To protect yourself against an electric shock, do not immerse the cord, plug or appliance in the water or any other liquid.
- Keep the appliance and its cord out of reach of children less than 8 years.
- The temperature of accessible surfaces may be high when the appliance is operating.
- The appliance is not intended to be operated by means of an external timer or a separate remote-control system.
- Only use the appropriate connector for this device.
-  Surface are liable to get hot during use.

PARTS DESCRIPTION

1. Lid handle
2. Steam vent
3. Lid
4. Grill plate
5. Flat plate
6. Main body
7. Indicator light
8. Temperature Adjust slider
9. Heating element
10. Main body handle
11. Socket
12. Wooden spatula

BEFORE THE FIRST USE

- Take the appliance and accessories out the box. Remove the stickers, protective foil or plastic from the device.
- Before using your appliance for the first time, wipe off all removable parts with a damp cloth. Never use abrasive products.
- Place the appliance on a stable surface and make sure there is 10 cm. free of space around the appliance.
- NOTE: It is normal that strange odor comes out from the unit for the first use. This will cause after a short while.

USE

- Make sure the temperature adjust slider is at "OFF"
- Plug in connector to the main body, then plug into the wall socket, turn the temperature adjust slider to the preheat range.
- For first use, there may have some smoke and bad smell which is normal. And it will disappear after used several times.
- The indicator light will light up intermittently indicated the appliance is adjusting the temperature which is normal.
- When in use, there may have "Click" sound from the heating element because of heat expansion which is normal.
- When preheat, do not cover the appliance with the lid.
- After preheat, add some cooking oil to the plates.
- Switch the temperature adjust slider to the desired temperature. Use the lid if needed.
- In order to cook food thoroughly, recommend to cover the lid when cook.
- To have better cooking effect, recommend to change the cooking position of food.
- Use wooden spatula to flip or stir the food.
- After use, switch the temperature adjust slider to "OFF", unplug it from power socket.


CLEANING AND MAINTENANCE

- Before cleaning, unplug the appliance and wait for the appliance to cool down.
- Wipe the inside and the edges of the appliance with a paper towel or a soft cloth.
- Wipe the outside with only a slightly moistened cloth ensuring that no moisture, oil or grease enters the cooling slots.
- Clean the appliance with a damp cloth. Never use harsh and abrasive cleaners, scouring pad or steel wool, which damages the device.
- Never leave the ingredient residue on the plates unattended, otherwise the coating of the plates will be damaged.
- Clean the plates and ceramic deep pot when they are still warm, use kitchen towel to remove the seasonings and residues.
- Never immerse the electrical device in water or any other liquid. The Device and plates are is not dishwasher proof.

GUARANTEE

This product is guaranteed for 24 months granted. Your warranty is valid if the product is used in accordance to the instructions and for the purpose for which it was created. In addition, the original purchase (invoice, sales slip or receipt) is to be submitted with the date of purchase, the name of the retailer and the item number of the product.

ENVIRONMENT

 This appliance should not be put into the domestic garbage at the end of its durability, but must be offered at a central point for the recycling of electric and electronic domestic appliances. This symbol on the appliance, instruction manual and packaging puts your attention to this important issue. The materials used in this appliance can be recycled. By recycling of used domestic appliances you contribute an important push to the protection of our environment. Ask your local authorities for information regarding the point of recollection.



service.princess.info